

FurrowJet®



Reduce Risk Increase Yield

Today, yield response from starter fertilizer is limited by the current in-furrow and 2x2 attachments. Due to fertilizer salt burn risk, rates for in-furrow pop-up attachments are very limited, capping the yield opportunity. Starter fertilizer placed by using 2x2 attachments is just too far away from the plant roots to be effective during early root development.

Optimum Starter Placement

FurrowJet is a planter fertilizer attachment which enables you to place not only an in-furrow starter fertilizer, but also a dual-band of fertilizer 3/4" on each side of the seed. By being near-furrow, FurrowJet's placement gives the seedling and crown roots immediate and continuous access to the nutrients. FurrowJet rides in the furrow just above the seed, firming while placing starter. Wings on FurrowJet angle downward to cut into the sidewall and place fertilizer alongside the seed in a dual-band. Combined with accurate placement, FurrowJet is flexible, allowing increased rates and common starters to be applied safely, avoiding seed burn risk.

**1 Device
3 Locations**




See The Difference

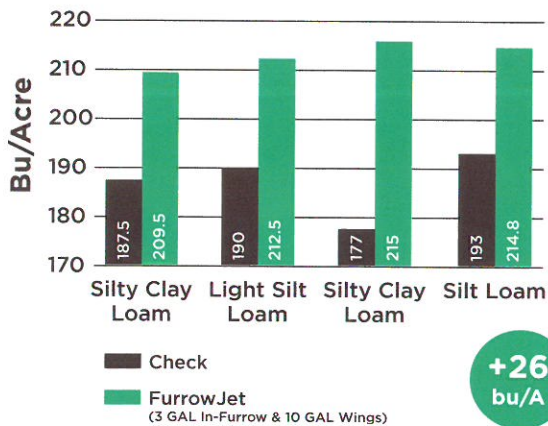
Farm Journal starter test plots were planted May 6 and 7 in 2016. Within 24 hours of planting, this field received excessive rainfall in a short amount of time, which played a role in the results.

“The large yield responses show the effect of starter fertilizer placement and the horsepower it provides to mitigate early season stress,” Ken Ferrie said. **“The fact we were able to weatherproof this plot by replicating it across the field makes the large yield increases more believable.”**

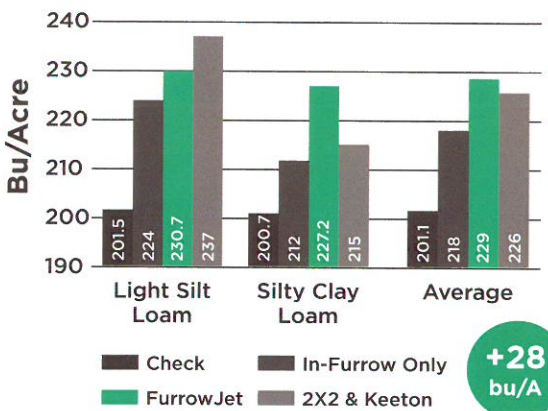
The first study was a comparison of the check to FurrowJet applying 3 gal in-furrow and 10 gal through the wings. The second study compared the check to in-furrow only, FurrowJet (tri-band) and a 2X2 with a Keeton seed firmer together. FurrowJet saw a 26 bu/A average advantage over check on plot A and a 28 bu/A average advantage over check on plot B.



PLOT A
Yield Response to Placements



PLOT B
Yield Response to Placements



Specifications

ROW UNIT

JOHN DEERE® 7200/17XX/17X5
(non ExactEmerge® seed tubes)
KINZE® 3000 (non EdgeVac® seed tubes)

BRACKET AND FIRMER

JOHN DEERE Keeton® QA bracket
same as current QA bracket

KINZE 3000 Keeton QA bracket
if you have QA bracket currently, a new one will be required to get the correct angle for FurrowJet

FurrowJet QA Mini-Firmer

- Acts as rudder to guide FurrowJet
- Comes in packs of 2

FERTILIZER USAGE GUIDELINES

FurrowJet is designed for optimal, safe placement of low & medium rate starter (N-P-K-etc. blends)

Growers are advised to refer to their fertilizer consultants in determining maximum safe rates for their fertilizer product applied and soil type.